

ALUGOM


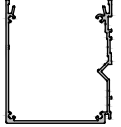
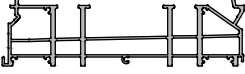
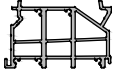


DATOS
PERFILES



Ref.	Denominación	Diseño	Peso	Pe	Ix cm ⁴	Iy cm ⁴	Wx cm ³	Wy cm ³
21327P	Cerco 3 carriles		2.840	1.092	27.411	360.96	29.47	136.21
21250P	Cerco perimetral 92 mm		1.890	0.742	17.564	82.88	6.46	17.90
21427H	Cerco perimetral 75 mm		1.690	0.646	16.350	64.730	6.33	14.46
21676P	Cerco base multicarril		1.798	0.708	16.92	77.27	6.24	16.19
21677P	Cerco acople multicarril		1.284	0.532	10.40	32.19	3.42	5.87
21678	Final cerco multicarril		0.328	0.161	1.951	0.384	0.73	0.24
21254H	Hoja perimetral en línea		1.393	0.662	22.324	20.126	5.79	8.83
21255	Hoja central minimalista en línea		0.712	0.203	10.115	1.159	5.30	1.16
21272	Hoja central minimalista reforzada en línea		1.309	0.373	36.858	4.06	6.29	2.44
21326	Tapeta central hoja perimetral		0.442	0.238	7.059	1.006	1.86	0.41
21245H	Hoja perimetral elevable		1.626	0.713	31.81	30.121	7.16	11.24
21256H	Hoja central minimalista elevable		0.657	0.286	2.952	13.865	1.13	5.07
21274H	Hoja central reforzada elevable		1.272	0.521	4.064	70.536	1.23	5.07
21273	Tapeta hoja central minimalista reforzada elevable		0.29	0.146	4.057	0.017	1.22	0.03
21247	Junquillo 2 x 17.5 mm		0.113	0.057	0.203	0.005	0.16	0.02

Ref.	Denominación	Diseño	Peso	Pe	Ix cm ⁴	Iy cm ⁴	Wx cm ³	Wy cm ³
21248	Junquillo 7 x 17.5 mm		0.156	0.08	0.324	0.024	0.89	0.21
21249	Junquillo 11 x 17.5 mm		0.172	0.088	0.37	0.078	0.24	0.11
21619	Vierteaguas cerco 75 mm		0.507	0.262	2.570	3.259	2.69	3.54
21251	Vierteaguas/Condensación		0.360	0.189	1.983	1.037	0.78	0.56
21209	Tapa clip		0.108	0.067	0.037	0.115	0.06	0.16
21270	Tapeta lateral en línea		0.108	0.067	0.037	0.115	0.06	0.16
21271	Tapeta lateral en elevable		0.494	0.276	1.409	6.523	0.77	2.44
21253	Cerco inferior empotrado		2.250	0.90	2.76	172.76	2.85	21.98
21699	Multicarril inicio Matra NG Cover		2.186	0.859	2.92	139.23	3.00	18.13
21700	Multicarril central Matra NG Cover		1.068	0.411	1.173	18.26	3.78	12.68
21701	Multicarril final Matra NG Cover		0.345	0.147	0.41	0.87	0.41	0.46
21692	Tapeta central inferior multicarril Matra NG Line		0.9	0.367	1.99	16.81	1.19	4.08
21277	Tapeta central cerco inf. empotrado		0.534	0.247	1.26	7.06	0.30	10.06
21276	Tapeta exterior cerco inf. empotrado		0.701	0.256	1.279	5.63	0.80	1.48
21275	Tapeta interior cerco inf. empotrado		0.671	0.243	1.24	4.35	0.80	1.25

Ref.	Denominación	Diseño	Peso	Pe	Ix cm ⁴	Iy cm ⁴	Wx cm ³	Wy cm ³
21690	Canalón Matra NG Cover		1.044	0.461	15.67	33.54	4.35	9.40
21691	Canalón Matra NG Line		1.289	0.556	37.39	43.54	7.77	12.11
20994	Premarco desagüe 160		3.394	1.248	18.307	323.41	7.22	39.23
21702	Premarco Desagüe Matra NG multicarril		1.968	0.722	12.09	31.47	5.16	8.71